


MoniServ, Inc


[Http://www.moniserv.com](http://www.moniserv.com)

<http://www.lcdpart.com>

**Backlight Inverter Installation Guider for 17" Apple Studio Display  
Model: M7649/Flat Panel Display**









Carefully peel these two tapes off

Push This Metal Cover Downward and take it out



Backlight Inverter Located here



Disconnect the backlight connector and CN1 Connector, Replace with MoniServ Substitute Board (MoniServ U041063.00MS Substitute).

Connect ADC Video Cable to Apple Computer, Now, your Monitor should be working fine.

Note: On some version of this 17" monitor, the power light may still keep blinking, you may want to disable the power indicate lamp.